SOLT 1 Arabic Module 1 Lesson 6

Student Manual

التقويم/ الروزنامة

Calendar

More DLI courses on LiveLingua - Online Language School

٢٠٠٤ م

	يناير	فبراير	مارس
الأحد	٤ ١١ ١٨ ٢٥	١ ٨ ١٥ ٢٢ ٢٩	٧ ١٤ ٢١ ٢٨
الإثنين	٥ ١٢ ١٩ ٢٦	٢ ٩ ١٦ ٢٣	١ ٨ ١٥ ٢٢ ٢٩
الثلاثاء	٦ ١٣ ٢٠ ٢٧	٣ ١٠ ١٧ ٢٤	٢ ٩ ١٦ ٢٣ ٣٠
الأربعاء	٧ ١٤ ٢١ ٢٨	٤ ١١ ١٨ ٢٥	٣ ١٠ ١٧ ٢٤ ٣١
الخميس	١ ٨ ١٥ ٢٢ ٢٩	٥ ١٢ ١٩ ٢٦	٤ ١١ ١٨ ٢٥
الجمعة	٢ ٩ ١٦ ٢٣ ٣٠	٦ ١٣ ٢٠ ٢٧	٥ ١٢ ١٩ ٢٦
السبت	٣ ١٠ ١٧ ٢٤ ٣١	٧ ١٤ ٢١ ٢٨	٦ ١٣ ٢٠ ٢٧

	أبريل	مايو	يونيو
الأحد	٤ ١١ ١٨ ٢٥	٢ ٩ ١٦ ٢٣ ٣٠	٦ ١٣ ٢٠ ٢٧
الإثنين	٥ ١٢ ١٩ ٢٦	٣ ١٠ ١٧ ٢٤ ٣١	٧ ١٤ ٢١ ٢٨
الثلاثاء	٦ ١٣ ٢٠ ٢٧	٤ ١١ ١٨ ٢٥	١ ٨ ١٥ ٢٢ ٢٩
الأربعاء	٧ ١٤ ٢١ ٢٨	٥ ١٢ ١٩ ٢٦	٢ ٩ ١٦ ٢٣ ٣٠
الخميس	١ ٨ ١٥ ٢٢ ٢٩	٦ ١٣ ٢٠ ٢٧	٣ ١٠ ١٧ ٢٤
الجمعة	٢ ٩ ١٦ ٢٣ ٣٠	٧ ١٤ ٢١ ٢٨	٤ ١١ ١٨ ٢٥
السبت	٣ ١٠ ١٧ ٢٤	١ ٨ ١٥ ٢٢ ٢٩	٥ ١٢ ١٩ ٢٦

	يوليو	أغسطس	سبتمبر
الأحد	٤ ١١ ١٨ ٢٥	١ ٨ ١٥ ٢٢ ٢٩	٥ ١٢ ١٩ ٢٦
الإثنين	٥ ١٢ ١٩ ٢٦	٢ ٩ ١٦ ٢٣ ٣٠	٦ ١٣ ٢٠ ٢٧
الثلاثاء	٦ ١٣ ٢٠ ٢٧	٣ ١٠ ١٧ ٢٤ ٣١	٧ ١٤ ٢١ ٢٨
الأربعاء	٧ ١٤ ٢١ ٢٨	٤ ١١ ١٨ ٢٥	١ ٨ ١٥ ٢٢ ٢٩
الخميس	١ ٨ ١٥ ٢٢ ٢٩	٥ ١٢ ١٩ ٢٦	٢ ٩ ١٦ ٢٣ ٣٠
الجمعة	٢ ٩ ١٦ ٢٣ ٣٠	٦ ١٣ ٢٠ ٢٧	٣ ١٠ ١٧ ٢٤
السبت	٣ ١٠ ١٧ ٢٤ ٣١	٧ ١٤ ٢١ ٢٨	٤ ١١ ١٨ ٢٥

	أكتوبر	نوفمبر	ديسمبر
الأحد	٣ ١٠ ١٧ ٢٤ ٣١	٧ ١٤ ٢١ ٢٨	٥ ١٢ ١٩ ٢٦
الإثنين	٤ ١١ ١٨ ٢٥	١ ٨ ١٥ ٢٢ ٢٩	٦ ١٣ ٢٠ ٢٧
الثلاثاء	٥ ١٢ ١٩ ٢٦	٢ ٩ ١٦ ٢٣ ٣٠	٧ ١٤ ٢١ ٢٨
الأربعاء	٦ ١٣ ٢٠ ٢٧	٣ ١٠ ١٧ ٢٤	١ ٨ ١٥ ٢٢ ٢٩
الخميس	٧ ١٤ ٢١ ٢٨	٤ ١١ ١٨ ٢٥	٢ ٩ ١٦ ٢٣ ٣٠
الجمعة	١ ٨ ١٥ ٢٢ ٢٩	٥ ١٢ ١٩ ٢٦	٣ ١٠ ١٧ ٢٤ ٣١
السبت	٢ ٩ ١٦ ٢٣ ٣٠	٦ ١٣ ٢٠ ٢٧	٤ ١١ ١٨ ٢٥

More DLI courses on LiveLingua - Online Language School

During this lesson, you will learn about the calendar and subjects related to the calendar. Under these Terminal Learning Objectives, you will learn four tasks. At the end of this lesson, you will be able to:

Express Numbers 21-100

- Provide age of family members
- Provide home address
- Request price of merchandise
- Buy merchandise

Identify the Days of the Week

- Recognize/pronounce days of the week

Identify Months

- Recognize/pronounce month names

Recognize Dates

- Provide your and your family members' birthdays
- Name the dates of holidays
- Talk about specific holiday activities
- Identify important family dates

Note: As part of the application activities for the learning objective "Express numbers 21-100," it would be enhancing to take the students to a real setting.

More DLI courses on LiveLingua - Online Language School

> ***Tip of the Day***
> The Gregorian calendar is a revision of the Julian calendar that was instituted in a papal bull by Pope Gregory XIII in the year 1582. The purpose of this calendar change was to correct for the drift in the dates of significant religious events and observations and also to prevent a further drift in the date.

Scenario:

Captain Stevens: Sir, would you know where I can buy a new watch?

Major Mohammed: Yes, I will take you to the local gold and jewelry market.

Captain Stevens: It sounds very expensive. Do they have cheap watches?

Major Mohammed: Yes, they have watches from $21 to $100.

Captain Stevens: Great, I will meet you after work at 18:00 hours.

Major Mohammed: I will pick you up at your apartment.

Scenario Translation:

النقيب ستيفنس: هل حضرتك تعرف أين يمكن أن أشتري ساعة؟
الرائد محمد: نعم، يمكن أن أصطحبك إلى السوق المحلي للذهب و الحلي.
النقيب ستيفنس: يبدو أن هذا السوق غالي. هل لديهم ساعات رخيصة؟
الرائد محمد: نعم لديهم ساعات كثيرة ، يتراوح السعر من واحد وعشرين دولار إلى مائة دولار.
النقيب ستيفنس: عظيم ، سأقابل حضرتك بعد العمل في الساعة السادسة مساء.
الرائد محمد: سأمر عليك في شقتك.

More DLI courses on LiveLingua - Online Language School

> ***Tip of the Day***
> Did you know that the word *algebra* originates from Arabic? It first appears in a work of mathematics titled *al-jebr w'al-muqabalah* written around 825 AD by al-Khowarizmi. Al-jebr means the "reunion of broken parts." When translated into Latin four centuries later the word became algebra.

You have already learned how to count from 0 to 20. It is now time to move on to numbers 21 to 100 in Arabic. It is not as difficult as you may think. Follow along as your teacher goes over the number chart below. If you have any difficulty in learning these numbers, make it a part of your personal homework and study them on your own. The more you study them, the better you will know them:

25	24	23	22	21
٢٥	٢٤	٢٣	٢٢	٢١
خَمْسة وعِشرون	أرْبَعة وعِشْرون	ثَلاثة وعِشْرون	اثنان وَعِشْرون	واحِد وعِشْرون
30	29	28	27	26
٣٠	٢٩	٢٨	٢٧	٢٦
ثَلاثون	تِسْعة وعِشْرون	ثَمانِية وعِشْرون	سَبْعة وعِشْرون	سِتّة وعِشْرون

Listen to the teacher read the numbers 40 to 100. While listening, look at the numbers and their English counterparts on the board. The teacher will call on each student to say the numbers in Arabic. If you have difficulty in identifying the word for a particular number, sound it out. If you are still having problems, request assistance from your teacher.

More DLI courses on LiveLingua - Online Language School

60	50	40
٦٠	٥٠	٤٠
سِتّون	خَمْسون	أرْبَعون
90	**80**	**70**
٩٠	٨٠	٧٠
تِسْعون	ثَمانون	سَبْعون

100
١٠٠
مائة

Example

Listen to the teacher read some random numbers. Match the number you hear with the written words by writing the number, in the space provided, beside the word:

٤٠	أرْبَعون	٢٣	ثَلاثة وعِشْرون	٢١	واحِد وعِشْرون
٧٠	سَبْعون	٦٠	سِتّون	٥٠	خَمْسون
٢٧	سَبْعة وعِشْرون	٢٢	اثنان وَعِشْرون	٢٦	سِتّة وعِشْرون
٩٠	تِسْعون	٢٩	تِسْعة وعِشْرون	٨٠	ثَمانون
٢٥	خَمْسة وعِشرون	١٠٠	مائة	٢٤	أرْبَعة وعِشْرون
		٣٠	ثَلاثون	٢٨	ثَمانِية وعِشْرون

Exercise 1 (Pair Work)

The class will be divided into pairs. You are having an informal discussion with your counterpart after work. The subject of family comes up. You're interested in whether he has children of the same age as you. Ask your partner about his/her family members and their ages. Afterwards, reverse roles so both partners can practice.

More DLI courses on LiveLingua - Online Language School

Exercise 2 (Pair Work)

The class will be divided into pairs. You took your family to the air show at Pope Air Force base. Your three children; a boy who is 9 and girls 7 and 4, your parents, and your wife were there with you. While waiting for the show to begin, you meet your Saudi military counterpart with his family. Introduce your family to him. He asks questions about your family and you tell him their names and ages. He introduces you to his family members and he tells you their names and ages.

Exercise 3 (Pair Work)

The class will be divided into pairs. You are discussing going out to dinner with your Egyptian military counterpart. He agrees to pick you up at your hotel, as he knows the city better than you do. He needs to know where you are staying. Provide him with the address of the hotel by writing it on a piece of paper. As you hand it to him, say the address aloud. Your partner will play the role of your counterpart. Reverse the role.

Exercise 4 (Pair Work)

This is a continuation of the previous exercise. The situation is that the plan that you both agreed upon fell through. His car is still in the shop so he asks if you can meet him at his place. You agree and ask him for his address. Exchange roles.

Exercise 5 (Pair Work)

You are at a department store in the home electronics and appliance department. Your partner will play the role of the salesperson. You are interested in the prices of different merchandise items because you want to see if they are cheaper in the store or at the PX. Ask about prices of different merchandise. Your partner will respond. Afterwards, change roles and repeat the activity:

More DLI courses on LiveLingua - Online Language School

Exercise 6 (Group Work)

The class will work in two groups. Group A is having a garage sale. Group B is attending the garage sale. Group B members see items they want. The issue, of course, is the price. Students from group A will act as the vendor, while the other students from group B will be prospective customers. Using the vocabulary that you have learned in this lesson and from previous lessons, see what can be bought. After ten minutes, reverse roles. The activity will continue until all students have played both the role of the vendor and the customer.

Exercise 7 (Pair Work)

Divide the class into pairs and ask each partner about family members. Ask for the following information:

Names of grandfathers and grandmothers
Ages of grandfathers and grandmothers
Names and ages of father and mother
Number and names of family members
Age of each one of family members

Use the following question forms as an example:

ما إسم جَدِّكَ؟
كَمْ عُمْرُ جَدِّكَ؟

More DLI courses on LiveLingua - Online Language School

Exercise 8 (Pair Work)

Your wife asked you to pick up some fruit on the way home from work. You are at a fruit stand. Your partner will play the role of the vendor. Ask the prices of the various fruits. Using the price table below, your partner responds appropriately. Afterwards, change roles. Your teacher will assist if you need help with Arab customs for bargaining. The Egyptian poundالجنيه is a hundred قرش.

Item	**Name**	Price
	الموز	الكيلو ثمانون قرش
	العنب	الكيلو سبعون قرش
	التفاح	الكيلو تسعون قرش
	الكمثرى	الكيلو خمسون قرش
	الليمون	الدسته عشر قروش
	البرتقال	الكيلو عشرون قرش

Exercise 9 (Group Work)

Divide the class into groups of three. Each member of the group will talk about things that they bought the last time they went to the grocery store or a department store and the cost of those items. Each group will then write a report describing the various items and their prices, which they will present to the class. Use as many words from the vocabulary list and the supplemental vocabulary list as possible.

More DLI courses on LiveLingua - Online Language School

Exercise 10 (Pair Work)

You and your counterpart are going shopping. He forgot his glasses at home and asks you to read the price tags for him. Assist him by reading the prices in Arabic. Exchange roles and repeat the activity:

الخس الكيلوعشرون قرش		الفلفل الأخضر الكيلو ستون قرش	
الفلفل الأحمر الكيلو سبعون قرش		الخيار الكيلو خمسون قرش	
اللحم الكيلو ثلاث جنيهات		البيض الدستة تسعون قرش	
الثوم الكيلو عشرون قرش		الأناناس الكيلو سبعون قرش	
الفراولة الكيلوتسعون قرشا		السمك الكيلو تسعون قرش	

Exercise 11 (Pair Work)

The class will be divided into pairs. Pretend that one person is selling furniture from their house, and the other is a potential buyer. The buyer and seller must discuss the quality of the furniture, the types of furniture, the number of pieces, and the prices. Use as many vocabulary words as possible from all the previous lessons. Exchange roles.

More DLI courses on LiveLingua - Online Language School

> ***Tip of the Day***
> In Arabic, you may expect the counting system to be completely different from what is used in the English language. However, the Arabic counting system uses the same order that we use in America.

Days of the week:

Sunday	يوم الأحد
Monday	يوم الإ ثنين
Tuesday	يوم الثلا ثاء
Wednesday	يوم الأربعاء
Thursday	يوم الخميس
Friday	يوم الجمعة
Saturday	يوم السبت

Exercise 12 (Group Work)

The class will be divided into two groups. The teacher will randomly give each group the names of certain days in Arabic. The students will have to give the English name of that day in less than ten seconds. The winning group is the one that gives the most correct translations of the days of the week. You may use the chart above as a reference.

Exercise 13 (Listening Comprehension)

Listen as your teacher randomly pronounces the different days of the week in Arabic. Then write the day in Arabic in the space provided. You will have fifteen seconds to write each word. Next, identify the days that the teacher did not say:

More DLI courses on LiveLingua - Online Language School

Exercise 14

You just came out of the field after a long training exercise. You're disoriented as to what day it is. You see your Kuwaiti military counterpart and he asks you how the training exercise went. You say that it went very well, but you do not know what day it is. You will ask him a series of questions to orient yourself. Your partner plays the role of your counterpart. You will ask the following questions:

(1) What day is today?

(2) What day is tomorrow?

(3) What day is the day after tomorrow?

(4) What day was yesterday?

Reverse roles so that both students can practice.

Exercise 15 (Pair Work)

The situation is that you're setting up your schedule for the coming week and your Jordanian military counterpart walks in. He wants to know what you have scheduled for the coming week. You decide to explain the entire schedule to him. He asks you about specific days and you reiterate. Below is the timetable of your activities during the week. Use as many vocabulary words as possible from all lessons thus far. Reverse roles so both partners can practice:

يوم الأحَد	يوم السبت	يوم الجُمُعة	يوم الخميس	يوم الأربعاء	يوم الثلاثاء	يوم الإثنَيْن

Exercise 16 (Pair Work)

This is a continuation of the previous activity. The pair groupings remain the same. You have discussed both your upcoming work schedules and coordinating things that you want to do together each day. Using the table below, the pair will come up with a joint schedule showing the events that they will do together:

يوم الأحد	يوم السبت	يوم الجمعة	يوم الخميس	يوم الأربعاء	يوم الثلاثاء	يوم الإ ثنين

More DLI courses on LiveLingua - Online Language School

Identify Months:

MONTH	GREGORIAN/ARAB MONTH
January	كانون الثاني (يناير)
February	شُباط (فبراير)
March	آذار (مارس)
April	نيسان (أبريل)
May	أيّار (مايو)
June	حُزَيْران (يونية)
July	تَمّوز(يوليو)
August	آب (أغسطس)
September	أيْلول (سبتمبر)
October	تِشْرين الأول (أكتوبر)
November	تِشْرين الثاني (نوفمبر)
December	كانون الأوَّل (ديسمبر)

Note: The Arab calendar is used only in specific Arab countries, while the Gregorian calendar is widely used in The Middle East regions.

Exercise 17 (Listening)

Listen to your teacher as the Arabic months are read randomly aloud. Write them down in English as you hear them. The student who gets all of the months correct is the winner:

(1)
(2)
(3)
(4)
(5)
(6)
(7)
(8)
(9)
(10)
(11)
(12)

More DLI courses on LiveLingua - Online Language School

Exercise 18 (Group Work)

The class will be divided into two groups. Each group will write down twelve important occasions such as national holidays, to include President's birthdays. Each occasion should take place in a different month. The group that identifies twelve or more days is the winner. You may make this exercise as competitive as you want.

Exercise 19 (Group Work)

Work in groups of three. You and your Saudi military counterpart are conducting a debriefing of a displaced person named Ali Kumar who is a refugee. You are trying to locate a lost operative named Hussein Kumar. Therefore, it is important that you and your counterpart identify the family members, to include their names, ages, birthdays, and the addresses in an effort to locate the lost agent. Record the information in the following table. Never let on that you are trying to locate the lost agent.

Name	Relation	Age	Birthday	Address

Exercise 20 (Pair Work)

You and your Arab military counterpart are discussing American holidays. Your counterpart asks you to identify the holidays and the months on which they occur. You respond by starting in January and continuing through to December. You may say the holidays in English, since there may not be an Arabic word for that particular holiday, but say the months in Arabic. Reverse roles so that both partners can practice the months.

More DLI courses on LiveLingua - Online Language School

Exercise 21 (Pair Work)

In an earlier conversation with your Arab military counterpart, you talked about family events and holidays. Your counterpart asked you what holiday your family celebrates the most. He also asked what your family does on those holidays. Write the holidays down and have the information ready. Exchange roles and ask your partner about his/her family holidays or events. Each pair of students will record the information and then report the findings to the class and we'll see what the most popular holidays are. The instructor will record the information on the board and tally the score for each pair of students. Review the activities people performed on each holidays as a class.

Name of holiday	How many students celebrate	What they do to celebrate

Tip of the Day

Countries that are predominantly Islamic may celebrate the following Islamic holidays:

عيد الأضحى، عيد الفُطْر وَعيد المَوْلِد النَبَوي

The feast of Alfutr celebrates the end of the fasting month. The feast of Aladha celebrates the day when Abraham agreed to sacrifice his son because God requested it. However, when Abraham was preparing to slaughter his son, God sent him a lamb to sacrifice. The feast of Almawled alnabawi celebrates the birthday of the prophet Muhammad. The Islamic feasts take place in the Islamic months that do not correspond to any of the current calendar months. For instance, the feast of Aladha occurs in ذو الحِجّة month that moves ten days every year in the regular calendar. The feast of Alfutr occurs in شَوّال month. The feast of Almawled Alnabawi occurs in رَبيع الأوَّل.

More DLI courses on LiveLingua - Online Language School

Ordinal Numbers:

Ordinal numbers are used in Arabic the same way they are used in English. We use the ordinal numbers in reference to dates or when we list people or objects in sequence. Arabic ordinal numbers are easily derived from their relevant cardinal numbers, except for the native number "one" واحد .

Example1:

The following table lists all the ordinal numbers from 1 thru 10.

Arabic ordinal number	*Arabic cardinal number*
أول	واحد
ثاني	إثنين
ثالث	ثلاثة
رابع	أربعة
خامس	خمسة
سادس	ستة
سابع	سبعة
ثامن	ثمانية
تاسع	تسعة
عاشر	عشرة

Example2:

The following table lists all the ordinal numbers from 11 thru 20.

Arabic ordinal number	*Arabic cardinal number*
حادي عشر	إحدى عشر
ثاني عشر	إثنا عشر
ثالث عشر	ثلاثة عشر
رابع عشر	أربعة عشر
خامس عشر	خمسة عشر
سادس عشر	ستة عشر
سابع عشر	سبعة عشر
ثامن عشر	ثمانية عشر
تاسع عشر	تسعة عشر
عشرون	عشرون

More DLI courses on LiveLingua - Online Language School

Example 3:

From the cardinal number 21 and forward, each ordinal number is formed by a combination of the two ordinal numbers, separated by the Arabic letter و , as shown in the following table.

Arabic ordinal number	*Arabic native number*
ثالث و عشرون	ثلاثة و عشرون
سادس و خمسون	ستة و خمسون
سابع و ثمانون	سبعة و ثمانون
رابع و تسعين	أربعة و تسعين
ثامن و ثمانون	ثمانية و ثمانون

Exercise 1

Change the following English numbers to their relevant Arabic ordinal numbers, and write down the answers in the following table.

Arabic ordinal number	English number
	19
	25
	36
	55
	67
	99

More DLI courses on LiveLingua - Online Language School

As in English, Arabic ordinal numbers are also used in the definite from. To use the ordinal number in the definite form, you simply add the definite article ال to the start of the indefinite ordinal number.

Examples:

In English you say ….	In Arabic we say ….
↓	↓
The first of March	الأول من آذار
The third of June	الثالث من حزيران
The fifth student	الطالب الخامس

You should understand that in the Arabic Language ordinal numbers are considered as **adjectives**, therefore they must follow the *gender* of the noun they are used to describe, but NOT the count.

Examples:

Masculine application:		*Feminine application:*	
The first student	الطالب الأول	The first lady	السيدة الأولى
The fifth chair	الكرسي الخامس	The sixth table	الطاولة السادسة

Finally, ordinal numbers are used to enumerate items on lists. In this case, ordinals do not take the definite article and they are not used in phrases. For example:

أولاً : الزواج مؤسسة مهمة في الإسلام
ثانياً : الزواج محكوم بقوانين وضعها الرسول وذكرها القرآن وأضاف عليها العلماء.
ثالثاً : تشمل هذه القوانين مختلف القضايا المتعلقة بالزواج.
رابعاً : تشمل هذه القوانين القضايا المتفرعة عن الزواج أيضاً مثل الطلاق والإرث.

Note that, when we use ordinals to enumerate steps or ideas, we mark the ending of the ordinal number with an "alef of nunation", as indicated in the above example:

أولاً - ثانيا - ثالثاً - رابعاً

More DLI courses on LiveLingua - Online Language School

Nouns

apple	تفاحة
April	نيسان / أبريل
August	آب / أغسطس
banana	موز
calendar	التقويم/ الروزنامة
cucumber	خيار
day	يوم
December	كانون الأوَّل / ديسمبر
February	شُباط / فبراير
Friday	الجُمُعة
January	كانون الثاني/ يناير
July	تَمّوز / يوليو
June	حُزَيْران / يونيو
March	آذار / مارس
May	أيار / مايو
Monday	الإثنَيْن
month	شهر
November	تِشْرين الثاني / نوفمبر
October	تِشْرين الأول / أكتوبر
Saturday	السَبْت
September	أيْلول / سبتمبر
Sunday	الأحَد
Tuesday	الثلاثاء
Thursday	الخَميس
watermelon	بطيخ
Wednesday	الأرْبعاء
week	أسبوع
weekend holiday	عطلة نهاية الأسبوع
weekdays	أيام الأسبوع

More DLI courses on LiveLingua - Online Language School

Numbers

Twenty	عشرون
Thirty	ثلاثون
Forty	أربعون
Fifty	خمسون
Sixty	سِتون
Seventy	سبعون
Eighty	ثمانون
Ninety	تسعون
One hundred	مائة
language	لغة

Verbs

to celebrate	إحتفل
to play	لعب
to swim	سبح
to take	أخذ
to translate	ترجم
to write	كتب

More DLI courses on LiveLingua - Online Language School

Nouns

book	كِتاب
car	سَيّارة
cheese	جبن
clothes	ثِياب
dozen	دستة
fish	سمك
fruit	فاكهة
hospital	مستشفى
hotel	فندق
jacket	جاكيت
lamb meat	لَحْم خَروف
lemon	ليمون
lesson	درس
milk	حَليب
national holiday	عطلة وطنية
news	أخبار
notebook	دَفْتَر
pants	بَنْطَلون
pears	كمثرى/ اجاص
pen	قَلَم
restaurant	مطعم
shirt	قَميص
shoes	حِذاء
tea	شاي
tomato	طماطم/ بندورة
vegetables	خضراوات
watch	ساعة

More DLI courses on LiveLingua - Online Language School

Adjectives

always	دائماً
cheap	رخيص
expensive	غالي

More DLI courses on LiveLingua - Online Language School

In most Arab countries, people celebrate the religious and important holidays by visiting relatives and friends. Especially on religious holidays, people visit the tombs of their dead relatives and pray for them. Children feel very happy because they get new clothes and everyone gives them money. The holidays are very rich social occasions where people who don't see each other often get the chance to do so.

ISLAMIC EVENTS IN 2001 CE	
Waqfatul-Arafat (Saudi Taqweem)	March 4, 2001
Eid-al-Adha, ZHJ 10 in N. America	March 6, 2001
1st Muharram (New Year Begins)	March 26, 2001
Day of A'ashurah (10th Muharram)	April 4, 2001
Milad-un-Nabi (12th Rabi-al-Awwal)	June 4, 2001
Isra/Me'raj (Night after 26the Rajab)	October 14, 2001
Nisfu Sha'ban (15th Sha'ban)	November 1, 2001
1st Ramadan (Fasting Begins)	November 17, 2001
Lailatul-Qadr (Night after 26th Ramadan)	December 12, 2001
Eid-al-Fitr (1st Shawwal)	December 16, 2001

ISLAMIC EVENTS IN 2002 CE	
Waqfatul-Arafat (New Saudi Taqweem)	February 21, 2002 (Thu)
Eid-al-Adha, based on day after Arafah	February 22, 2002 (Fri)
Eid-al-Adha, based on ZHJ 10 in N. America	February 23, 2002 (Sat)
1st Muharram (New Year Begins)	March 16, 2002 (Sat)
Day of A'ashurah (10th Muharram)	March 25, 2002 (Mon)
Milad-un-Nabi (12th Rabi-al-Awwal)	May 25, 2002 (Sat)
Isra/Me'raj (Night after 26th Rajab)	October 3, 2002 (Thu)
Nisfu Sha'ban (15th Sha'ban)	October 22, 2002 (Tue)
1st Ramadan (Fasting Begins)	November 6, 2002 (Wed)
Lailatul-Qadr (Night after 26th Ramadan)	December 1, 2002 (Sun)
Eid-al-Fitr (1st Shawwal)	December 6, 2002 (Fri)

More DLI courses on LiveLingua - Online Language School

Activity 1

Match the following Arabic numbers with their corresponding Arabic words by drawing a line connecting the two:

٢١		سِتّة وعِشْرون
٢٢		خَمْسة وعِشرون
٢٣		أرْبَعة وعِشْرون
٢٤		ثَلاثة وعِشْرون
٢٥		اثنان وَعِشْرون
٢٦		واحِد وعِشْرون
٢٧		ثَلاثون
٢٨		تِسْعة وعِشْرون
٢٩		ثَمانِية وعِشْرون
٣٠		سَبْعة وعِشْرون

Activity 2 (Pair Work)

The situation is that you are at the Royal Saudi PX to buy clothing for yourself. The PX is having a sale and the sale prices are in the ad below. Your partner will play the salesperson. Ask about specific items, sizes, and whether they're available. Also, decide what you will buy and thank him for his assistance. Reverse roles so that both partners can practice the task. Remember to observe Arab customs when greeting the sales clerk.

حِذاء	جاكيت	بَنْطَلون	قَميص
30% off	**10% off**	**20% off**	**50% off**
$99.99	**$45.00**	**$29.00**	**$22.50**
			

More DLI courses on LiveLingua - Online Language School

Activity 3 (Listening)

Listen as your instructor reads the following dialogue and choose the best answer for each of the questions below. There may be some Arabic words that you have not had as of yet. Identify those words to your teacher for further explanation:

عزيزتي عُلى :
أنا مشتاقة إليك كثيراً. حياتي هنا لا تزال كما كانت. نهار الإثنين أذهب إلى الجامعة. نهارالثلاثاء أعمل في مستشفى. نهارالأربعاء أعطي درساً في الرسم. نهار الخميس أعطي درسا في السباحة. نهار الجمعة آخذ درسا في اللغة الإنجليزية. نهار السبت أذهب مع أهلي إلى الجبل. نهار الأحد ألعب كرة السلة. عزيزتي عُلى ، هذه هي أخباري. اكتبي إلي دائما.

<u>Circle the correct answer for each of the following questions:</u>

1. What does Samr do on Monday?
   a. She goes to work.
   b. She goes to the university.
   c. She goes swimming.
   d. She goes to an association.

2. What does Samr do on Tuesday?
   a. She works voluntarily at a hospital.
   b. She works voluntarily at an association.
   c. She works at a hotel.
   d. She works at a restaurant.

3. What does Samr do on Wednesday?
   a. She goes to a drawing class.
   b. She goes to a dancing class.
   c. She teaches drawing.
   d. She teaches swimming.

4. What does Samr do on Thursday?
   a. She teaches English.
   b. She teaches swimming.
   c. She learns swimming.
   d. She learns skiing.

5. What does Samr do on Friday?
   a. She plays soccer.
   b. She learns soccer.
   c. She writes for an English journal.
   d. She learns English.

More DLI courses on LiveLingua - Online Language School

Activity 4

Referring to the ad in Activity 2, write the words for the prices of each item in Arabic. Decide if the item is expensive or cheap and record your thoughts in Arabic in the space provided. Refer to the vocabulary list in this lesson if you need help:

Item	Price	Cheap/Expensive
قَميص		
بَنْطَلون		
جاكيت		
حِذاء		

Activity 5 (Pair Work)

You are discussing whether your Arab military counterpart has plans for the weekend. Ask what he usually does on Friday, Saturday and Sunday nights. Ask what he likes to do on the weekend. Also, ask about his specific plans for this coming weekend. Change roles and repeat the activity.

Activity 6

Write down the important dates in your life. You might want to write about your first date, a catastrophic accident, a close friend's birthday, an important family event, etc... Students will then read the dates they wrote in class. Make sure to write the full name of the day and month in Arabic. The minimum number of important dates is six. Take your time and be precise in your writing. .

Write down your six dates below.

_____

_____

_____

_____

_____

_____

More DLI courses on LiveLingua - Online Language School

Activity 7 (Group Work)

This activity requires the class to work in groups of three. One student will be an interrogator, the second will be a translator, and the third will be a detainee. The interrogator will ask questions in English; the translator will translate the questions and the answers; the student playing the detainee will use factious personal information. The information that must be obtained is:

1. What is your name?
2. Where were you born?
3. What is your date of birth?
4. What date did you enter this country?
5. What is your current address?

Use as many vocabulary words as you can from this lesson and from previous lessons.

Activity 8

Each student is required to walk around the classroom and get as many names and dates of birth as possible in a two-minute time period. Alphabetize the names and write the birth dates in Arabic. The first student finished is the winner. Your teacher will decide who the second place and third place winners are and so on. Each of the winners must read their list aloud in Arabic to the class.

Activity 9

Each student will be given two minutes to study the number chart below. Stand up in front of the class and recite the numbers from 20 to 100 in Arabic. The students that complete this activity successfully will be declared winners. Students that do not complete this activity will stand in front of the class and recite the numbers from 21 to 30 in Arabic:

٢٠	٣٠	٤٠
عشرون	ثَلاثون	أرْبَعون
٥٠	٦٠	٧٠
خَمْسون	سِتّون	سَبْعون
٨٠	٩٠	١٠٠
ثَمانون	تِسْعون	مائة

More DLI courses on LiveLingua - Online Language School

Activity 1 (Group Work)

The class will be divided into groups of three students. You are a military policeman who is taking information from two Arab soldiers (your partners), who have witnessed an accident. Take information from your partners about their names, addresses, telephone numbers, service numbers, and ID card numbers to report to the class in Arabic. You may give factious information if you wish. Change roles so that all students can both interview and provide information.

Activity 2

Looking at the calendar below and answer the following questions in Arabic:

January						
Sun	Mon	Tue	Wed	Thu	Fri	Sat
		1	2	3	4	5
6	7	8	9	10	11	12
13	14	15	16	17	18	19
20	21	22	23	24	25	26
27	28	29	30	31		

(1) What day is Jan. 3d?

(2) What day is Jan. 26th?

(3) What day is Jan. 7th?

(4) What date is the third Thursday on the calendar above?

(5) What date is the first Monday on the calendar above?

Answer the questions below.

١-
٢-
٣-
٤-
٥-

More DLI courses on LiveLingua - Online Language School

Activity 3

Write the following dates in Arabic and then read them aloud to the class. Write the dates in the table below.

(1)	March 30th	
(2)	December 1st	
(3)	July 25th	
(4)	January 15th	
(5)	October 8th	

More DLI courses on LiveLingua - Online Language School

Activity 4 (Pair Work)

You're trying to enhance your political acumen. You and your counterpart are looking at the portraits of American presidents of the past. You ask your partner when each president was born and when he served as president and the number president he was. Reverse roles so that both partners can practice:

Photo	Name	Date of Birth	Years Served
	Dwight D. Eisenhower	Born in Texas in 1890	1953-1961 34th – President
	John F. Kennedy	May 29, 1917	1960 – 1962 35th – President
	Lyndon B. Johnson	August 27, 1908	1963-1969 36th – President
	Richard Nixon	Born in California in 1913	1969 – 1974 37th President
	Gerald R. Ford	Born in Nebraska, in 1913	1974-1977 38th – President
	Jimmy Carter	October 1, 1924	1977-1981 39th – President
	Ronald Reagan	February 6, 1911	1981-1989 40th – President
	George Bush	June 12, 1924	1989 – 1993 41st – President
	William Jefferson Clinton	August 19, 1946	1992 – Present 42nd President

More DLI courses on LiveLingua - Online Language School

Activity 5

The class will arrange itself in a circle. Each student will either select or create a holiday for each month and discuss what this holiday represents. Be creative and use as many words as possible from the lesson vocabulary lists.

Activity 6 (Group Work) – Practice numbers 21 - 100

The class will be divided into two groups. Each group will be given cards that have numbers on them. Each member in the group will read the number on their card in Arabic aloud. A member from the other group will then say the numbers that precede and follow that particular number in Arabic. The winning team is the team that gives the most correct numbers. You may make this game more challenging by creating variations. Feel free to challenge each other by name.

Activity 7

The class will arrange itself in a circle. One student will start by saying the Arabic word for one. Then the next student will say the Arabic word for two, etc., until the class reaches 100. Any student missing a number word must leave the circle. The students remaining when 100 is reached are the winners. Repeat this exercise as many times as necessary until the class feels that they have a good grasp of Arabic numbers and the sequence.

Activity 8

The instructor will place price tags on item in the classroom. Tell your instructor the cost of each item and name the item.

Activity 9 (Pair Work)

Use a newspaper or magazine advertisement on car sales. One student will role-play the part of the interested buyer, while the other student will act as the sales person. The buyer will ask his/her partner about the car he/she is interested in buying. Ask about the cost and model features such as doors, colors available, how many cylinders the engine has (4, 6, or 8), the liters of fuel the tank holds, etc…You may come across words you may not have learned yet. Research these words using your dictionary or ask your instructor.

More DLI courses on LiveLingua - Online Language School

Activity 10 (Group Work)

Divide the class into two groups. The teacher will give each group Arabic words from this lesson. The students will respond by giving the English translation in less than ten seconds. The winning group is the one that gives the most correct translations. Afterwards, the groups will practice the words they missed in a short question and answer session.

More DLI courses on LiveLingua - Online Language School

Homework 1

Write the following numbers in Arabic:

28	_____	73	_____	37	_____
91	_____	98	_____	80	_____
45	_____	100	_____	62	_____
26	_____	40	_____	33	_____
54	_____	78	_____	99	_____

Homework 2

Listen to the numbers on the CD. Write down the numerical symbols for these numbers. Then write the Arabic words for each number.

Write your answers below.

_____

_____

_____

_____

_____

_____

_____

_____

_____

_____

More DLI courses on LiveLingua - Online Language School

Homework 3

Below is an application form for an Arabic course at a college in Saudi Arabia. You want to take the course. Fill out the application with the appropriate information:

الاسم الأوَّل: ----------
أسم الشُهْرة: ----------
السن: ----------
رَقَم المادّة: ----------
أسم الأب: ----------
سِن الأب: ----------
أسم الأم: ----------
سِن الأم: ----------
رَقَم الضَمان الاجتماعي: ----------
رَقَم رُخْصة القِيادة: ----------

Homework 4

Write your birthday and the birthdays of your family members and some of your friends in Arabic on a piece of paper. Use the full names of the days and the months. Give the papers with the birthdays to your teacher for grading.

More DLI courses on LiveLingua - Online Language School